



AC 2000 SERIES Pulling Winch with Freespool

500kg - 2000kg

240v x 1ph or 415v x 3ph AC

NEW EUROPEAN STANDARDS & BHW GROUP

New Harmonised European Standards: EN14492-1 for power driven winches, EN14492-2 for power driven hoists provide the means for conformity to essential Health and Safety requirements of the EC Machinery Directive.

Conformity to these standards is the joint responsibility of the supplier, the installer and the company operating the product.



BHW Group products are fully compliant and carry a CE mark. A Declaration of Conformity is also supplied with each winch or hoist.

Our aim at BHW Group is to ensure the correct machine is supplied to suit the application and we welcome the opportunity of discussing the proposed application and offer advice. It will help us considerably if information regarding the maximum and average loads to be lifted or pulled - and approximate frequency of use can be provided.

For hoisting applications the minimum breaking force (MBF**) of the wire rope must be 5 x the lifting capacity of the hoist. The ratio of wire rope diameter to mean drum diameter* is usually at least 15:1. This will vary according to the application, the average operating time per day and the average and maximum weights being lifted.

For pulling applications. As a general rule winches used in pulling applications rarely see their maximum rated capacity and are used intermittently for short running periods. In these applications the wire rope MBF** to winch rating can be a minimum 2:1 and the ratio of wire rope to mean drum ratio* as low as 10:1.

In applications where the winch is used for longer running times and more frequently sees higher loading conditions the wire rope to MBF** should be 3:1 and the ratio of wire rope to mean drum ratio* 12:1.

For recovery vehicles the permissible standard of wire rope MBF** to winch rating can be a minimum 2:1 and the ratio of wire rope to mean drum ratio* only 10:1. This minimum standard is permitted because the running time is so short and the winch rarely sees maximum load.

Wire rope capacities the maximum amount of wire rope on the drum must leave a freeboard to the top of the drum flange of 1.5 x wire rope diameter to prevent the wire rope coming off the drum.

Winches and hoists with capacities over 1000kg must be load limited.

* Mean drum diameter = the drum diameter plus the diameter of the wire rope.

** MBF = the Minimum Breaking Force of the wire rope.

FEATURES INCLUDE

- **Single or 3 phase options**
A choice of 240v or 415v across the range
- **Freespool clutch**
Enables easy unspooling of wire rope
- **Induction braked motor**
Provides instant, safe braking
- **Low voltage control**
Low voltage 24v in the handset – Includes Emergency stop and 3m cables pre-wired to the winch as standard
- **Motor to IP54 as Standard**
Other options available on request
- **2 metre power lead**
Pre-wired to the winch with commercial type plug

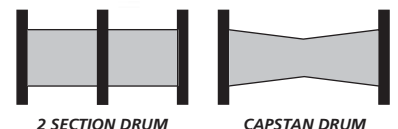
ADDITIONAL EQUIPMENT

- **Wire rope**
- **Heavy duty mounting plate and roller guide**
- **Tension roller**
- **Radio remote control**
- **Skid mounting frame**
- **Weather proof enclosure**



Optional skid mounting frame

Special machines can be built to meet customers' requirements. Examples include:



2 SECTION DRUM

CAPSTAN DRUM

Bushey Hall Winchmaster sales@bhwgroup.co.uk www.bhwgroup.com

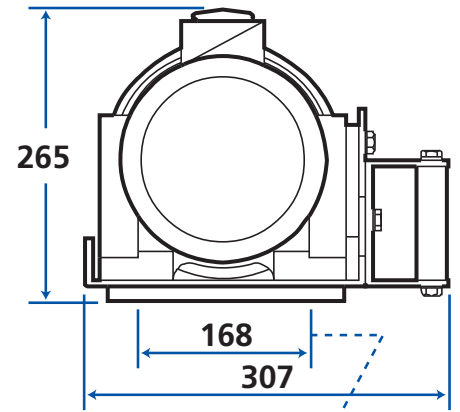
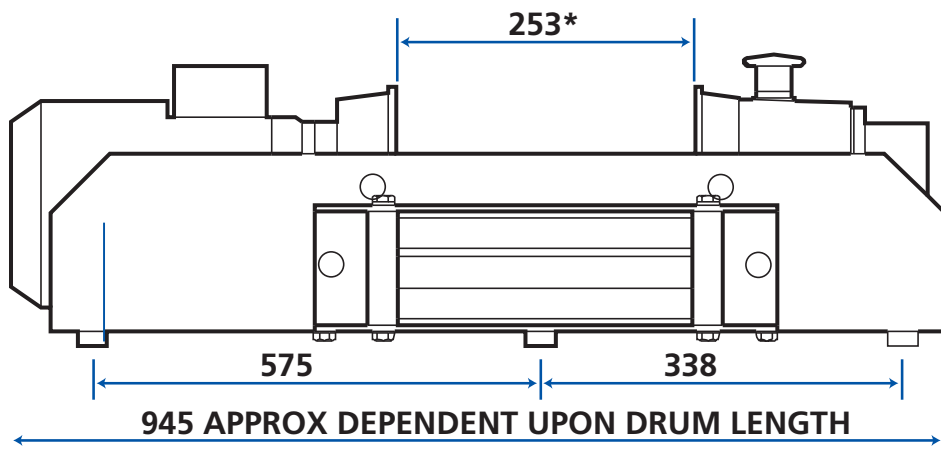
Southern Office: Lismirrane Industrial Park, Elstree Road, Elstree, Herts, WD6 3EE Tel: +44 (0)20 8953 6050 Fax: +44 (0)20 8207 5308

Northern Office: 6 South Orbital Trading Park, Hedon Road, Hull, East Yorkshire, HU9 1NJ Tel: +44 (0)1482 223 663 Fax: +44 (0)1482 218 285

Bushey Hall Winchmaster is a division of BHW Group Limited. Registered in England No. 1342461



CERT. No. 1769



* ALTERNATIVE DRUM LENGTH OPTIONS ARE ALSO AVAILABLE

FIXING HOLES 6x15mm

AC2000 Mk3 WINCH VARIANTS - SPECIFICATIONS

No.	Voltage	Rated Load per Layer (kgf / kN)				Line speed m/min				Wire rope			Rope Length m/layer				Motor Amps	Gear Ratio
		1st	2nd	3rd	4th	1st	2nd	3rd	4th	Ø mm	Length	MBL	1st	2nd	3rd	4th		
13331	240v	500/4.9	432/4.2	381/3.7	340/3.3	7	8	9	10	8	48m	4452kg	10.1	21.9	35.2	50.8	7.6	64.1
13332	415v	500/4.9	432/4.2	381/3.7	340/3.3	7	8	9	10	8	48m	4452kg	10.1	21.9	35.2	50.8	2.7	64.1
13333	240v	500/4.9	432/4.2	381/3.7	340/3.3	14	16	18	20	8	48m	4452kg	10.1	21.9	35.2	50.8	10.6	64.1
13334	415v	500/4.9	432/4.2	381/3.7	340/3.3	14	16	18	20	8	48m	4452kg	10.1	21.9	35.2	50.8	3.5	64.1
13335	240v	750/7.35	614/6	545/5.3	500/4.5	7	8	9	10	8	48m	4452kg	10.1	21.9	35.2	50.8	10.6	64.1
13336	415v	750/7.35	614/6	545/5.3	500/4.5	7	8	9	10	8	48m	4452kg	10.1	21.9	35.2	50.8	3.5	64.1
13337	240v	750/7.35	614/6	545/5.3	500/4.5	14	16	18	20	8	48m	4452kg	10.1	21.9	35.2	50.8	12.8	64.1
13338	415v	750/7.35	614/6	545/5.3	500/4.5	14	16	18	20	8	48m	4452kg	10.1	21.9	35.2	50.8	4.9	64.1
13339	415v	750/7.35	681/6.7	608/5.9	545/5.3	5	5.7	6.4	7	8	48m	4452kg	10.1	21.9	35.2	50.8	2	64.1
13340	240v	1000/9.8	864/8.5	761/7.5	680/6.7	7	8	9	10	8	48m	4452kg	10.1	21.9	35.2	50.8	10.6	64.1
13341	415v	1000/9.8	864/8.5	761/7.5	680/6.7	7	8	9	10	8	48m	4452kg	10.1	21.9	35.2	50.8	3.5	64.1
13342	415v	1000/9.8	954/9.4	850/8.33	773/7.6	5	5.7	6.4	7	8	48m	4452kg	10.1	21.9	35.2	50.8	2.8	64.1
13343	240v	1500/14.7	1180/12	1045/10	945/9.3	7.6	8.8	10	11	9	46m	5760kg	9.8	21	33.5	47.4	14.5	64.1
13344	415v	1500/14.7	1180/12	1045/10	945/9.3	7.6	8.8	10	11	9	46m	5760kg	9.8	21	33.5	47.4	4.7	64.1
13345	415v	1500/14.7	1272/13	1136/11	1018/10	5	5.8	6.6	7.5	9	46m	5760kg	9.8	21	33.5	47.4	3.6	64.1
13346	240v	2000/19.6	1636/16	1437/14	n/a	3.8	4.5	5.2	n/a	10	29m	6370kg	8.1	17.8	30	n/a	14.5	256.1
13347	415v	2000/19.6	1636/16	1437/14	n/a	3.8	4.5	5.2	n/a	10	29m	6370kg	8.1	17.8	30	n/a	4.4	256.1
13348	240v	2000/19.6	1636/16	1437/14	n/a	7.5	9	10.3	n/a	10	29m	6370kg	8.1	17.8	30	n/a	17.2	64.1
13349	415v	2000/19.6	1636/16	1437/14	n/a	7.5	9	10.3	n/a	10m	29m	6370kg	8.1	17.8	30	n/a	6	64.1
13350	415v	2000/19.62	1800/18	1590/16	n/a	5	6	7	n/a	10mm	29m	6370kg	8.1	17.8	30	n/a	5.2	64.1

NOTES

These winches must not be used for the movement of personnel and 7 wraps of wire rope must be maintained on the drum.

Data shown is approximate and intended as a guide only.

WARRANTY

Each new winch is guaranteed against defects in workmanship and material defects for a period of twelve months from date of purchase.

WIRE ROPES ARE NOT INCLUDED UNDER WARRANTY.

Bushey Hall Winchmaster sales@bhwwgroup.co.uk www.bhwwgroup.com

Southern Office: Lismirrane Industrial Park, Elstree Road, Elstree, Herts, WD6 3EE Tel: +44 (0)20 8953 6050 Fax: +44 (0)20 8207 5308

Northern Office: 6 South Orbital Trading Park, Hedon Road, Hull, East Yorkshire, HU9 1NJ Tel: +44 (0)1482 223 663 Fax: +44 (0)1482 218 285

Bushey Hall Winchmaster is a division of BHW Group Limited. Registered in England No. 1342461



CERT. No. 1769

WM22/16.08.11